

# Industrial Safety Signs

**Electrical**



# SmartSign



Size Code			
A - 600X800mm	B - 450X600mm	C - 300X400mm	D - 150X200mm
Maximum Viewing Distance			
60 Meter	50 Meter	35 Meter	15 meter



**DANGER**  
**MEN WORKING**  
**ON LINE**

ISS - Electrical 0001



**DANGER**  
**ELECTRIC SHOCK**  
**RISK**

ISS - Electrical 0002



**DANGER**  
**HIGH**  
**VOLTAGE**

ISS - Electrical 0003



**DANGER**  
**OVERHEAD LIVE**  
**WIRES**

ISS - Electrical 0004



**DANGER**  
**LIVE WIRES**

ISS - Electrical 0005



**DANGER**  
**BURIED**  
**CABLE**

ISS - Electrical 0006



**DANGER**  
**OVERHEAD**  
**ELECTRICAL**  
**POWER LINES**

ISS - Electrical 0007



**DANGER**  
**SWITCH GEAR**

ISS - Electrical 0008



**DANGER**  
**220 VOLTS**

ISS - Electrical 0009



ISS - Electrical 0010



ISS - Electrical 0011



ISS - Electrical 0012



ISS - Electrical 0013



ISS - Electrical 0014



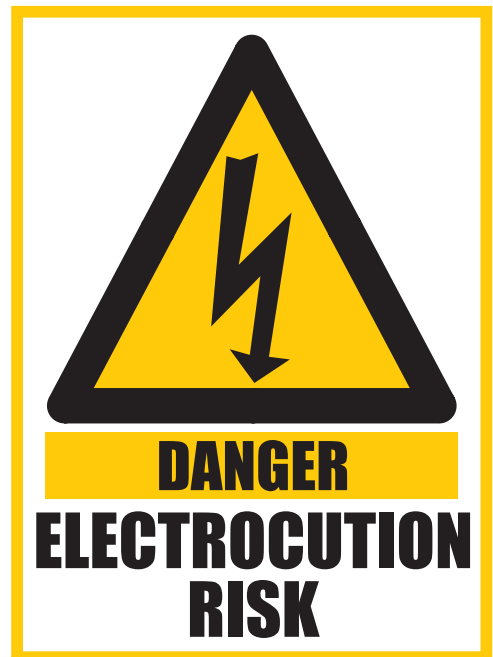
ISS - Electrical 0015



ISS - Electrical 0016



ISS - Electrical 0017



ISS - Electrical 0018



**DANGER**

**LIVE BUSBAR**

ISS - Electrical 0019



**DANGER**

**MAIN SWITCH**

ISS - Electrical 0020



**DANGER**


**ISOLATOR**

ISS - Electrical 0021



**DANGER  
HIGH  
VOLTAGE**

ISS - Electrical 0022



**DANGER  
LIVE  
TERMINAL**

ISS - Electrical 0023



**DANGER  
MAINS  
VOLTAGE**

ISS - Electrical 0024



**DANGER  
BARE LIVE  
WIRE**

ISS - Electrical 0025



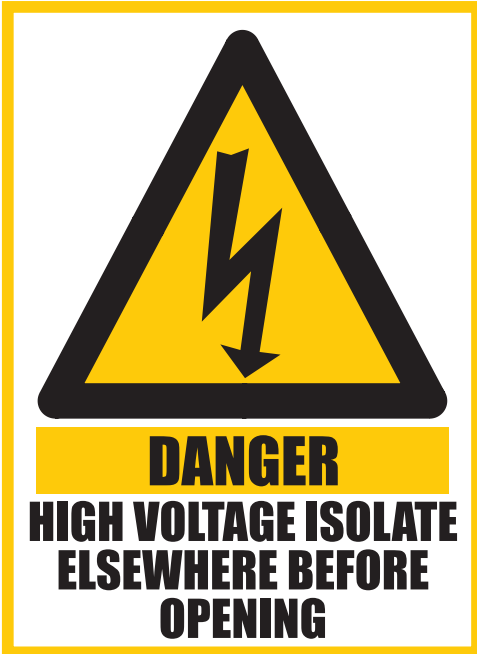
**DANGER  
HIGH VOLTAGE  
TEST AREA**

ISS - Electrical 0026

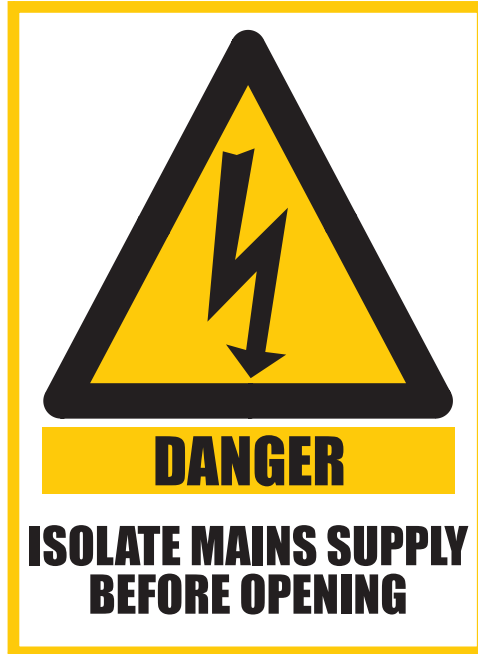


**DANGER  
STATIC  
ELECTRICITY**

ISS - Electrical 0027



ISS - Electrical 0028



ISS - Electrical 0029



ISS - Electrical 0030



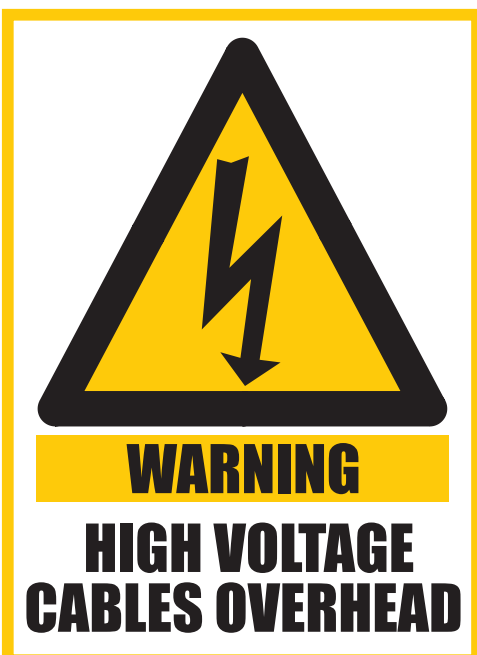
ISS - Electrical 0031



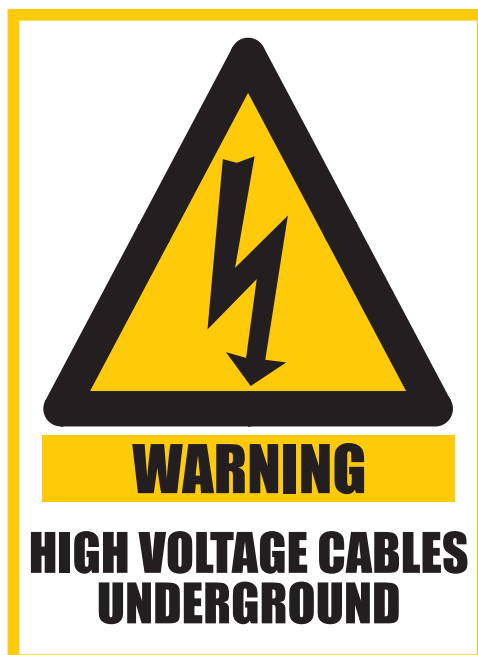
ISS - Electrical 0032



ISS - Electrical 0033



ISS - Electrical 0034



ISS - Electrical 0035



ISS - Electrical 0036